



**Parent/Guardian Emergency Management  
Training**

**CMCSS Risk Management / Safety Department**

# Agenda

- Overview of the REMS grant project
- District's Emergency Management Plan
- Pre-Emergency Procedures
  - Mitigation/Prevention
  - Preparedness
- Response During an Emergency
- Recovery

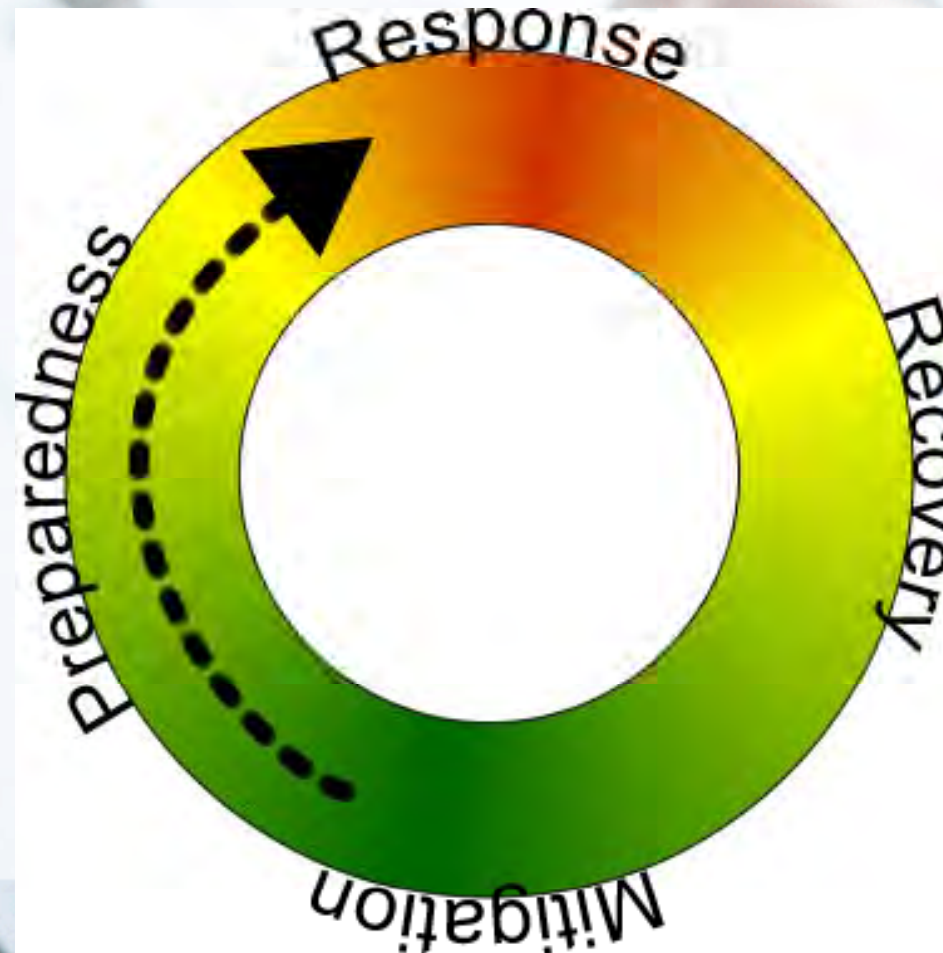
# REMS Grant- 2007 Awardees


- \$27.8 million Department of Education competitive grant program.
- Funds a comprehensive plan of activities, plans and programs that create safe, emergency-prepared schools:
  - Security Assessments
  - Emergency Management Plans
  - Crisis Response Policies and Procedures
  - Training and Exercises – area & threat-specific
  - Communication – with media, parents, community
  - Evaluation
- Engages parents, community organizations, first responder & social services agencies to coordinate with districts & sustain the successes.

# Overview of Project

- Emergency Management Surveys (Baseline & End of Project)
- Conduct District Capabilities and Needs Assessment (CNA)
- Conduct Security and Vulnerability Assessments (SVA's) for 33 facilities
- Conduct Drill Evaluations (Baseline & End of Project)
- Develop Plans
  - Emergency Management Plan
  - Classroom Emergency Procedures Guides
  - Bus Driver Guides
  - Parent Guides
- Deliver training and exercise programs
  - Emergency Management Plans & Tabletop Exercise
  - Bus Driver Training
  - Parent Procedures
  - Teacher Emergency Management Orientation
  - Human Threat Assessment
  - Terrorism in Schools

# Four Phases of Emergency Management





***Pre-Emergency Procedures:  
Mitigation/Prevention***

# Mitigation / Prevention

- Follow proper visitor sign-in procedures at the schools
- Watch for suspicious activity and potential threats
- Review safety and security procedures with child
  - Walking
  - At the bus stop
  - On the bus



***Pre-Emergency Procedures:  
Preparedness***

# Preparedness

- Update emergency contact information with your child's school as needed
  - Use valid phone number
  - Provide court documents for child's file, as necessary
  - Update information as necessary
- Carry Parent Guide emergency procedures card with you at all times
- Sign up for Connect-Ed to receive telephone emergency information promptly and CMCSS List Serve for e-mail information

## Preparedness continued...

- Be familiar with any emergency procedures specific to your child's school
- Talk to your child about how to respond if an emergency occurs on the way to school:
  - Walking
  - At the bus stop
  - On the bus
- Prepare a family emergency plan

# Terminology to know

- Evacuation
  - Fire
  - Bomb Threat
  - Gas Leak
- Reverse Evacuation
  - Severe Weather
  - External Hazardous Materials Release
  - Police Incident in the Area (e.g. suspect on the loose)
- Shelter-In-Place
  - Tornado/High Winds
  - External Hazardous Materials Release

# Terminology to know continued...

- Modified Lockdown
  - Police Incident in the Area (e.g. suspect on the loose)
- Full Lockdown
  - Intruder in the Building
  - Drug Search

A close-up, slightly blurred photograph of a person's hand holding a silver pen and writing on a white document attached to a metal clipboard. The document has some faint blue lines and text. The background is out of focus, showing more of the clipboard and the person's arm. The overall tone is professional and focused.

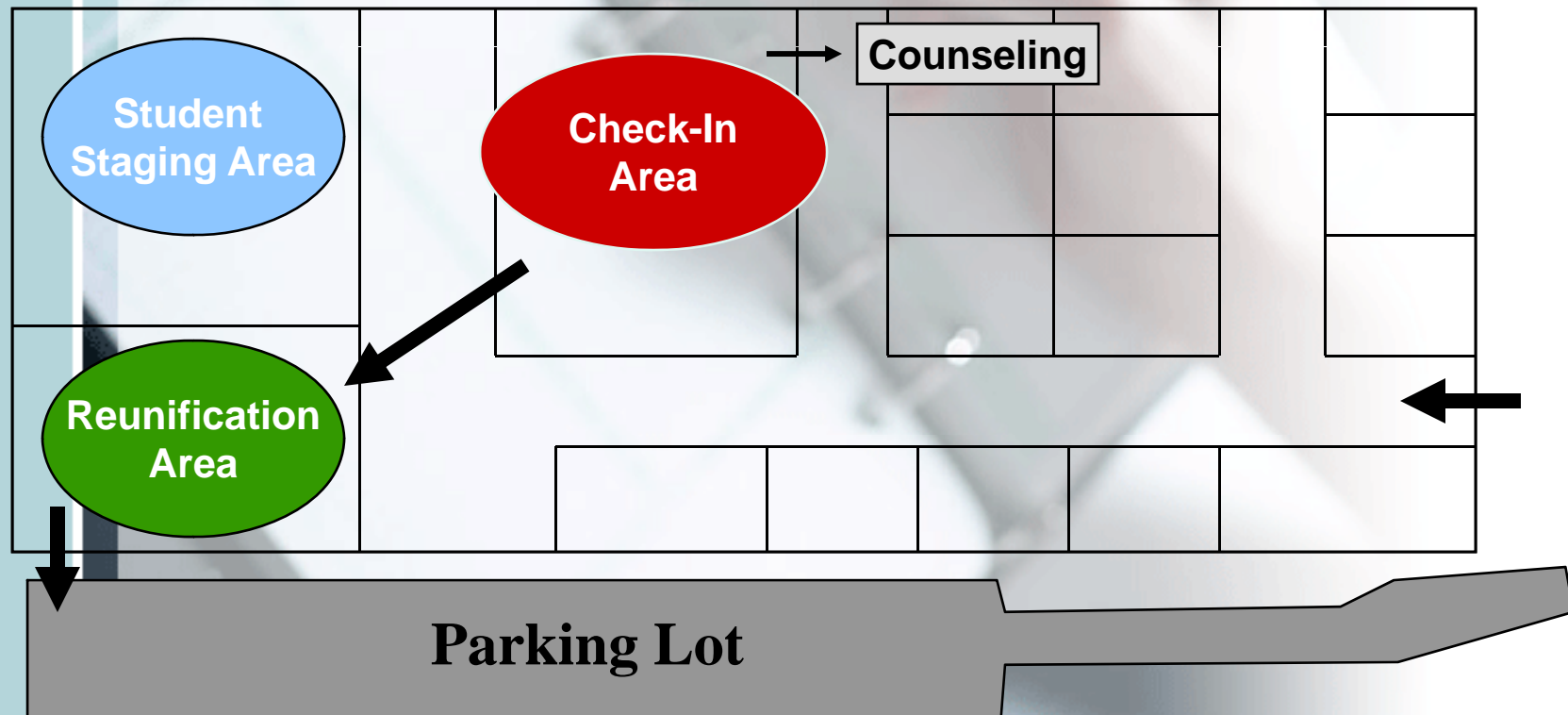
***Response During an  
Emergency***

# Parent / Guardian Response

- Follow the directions provided through the following media:
  - Check you email if you are a CMCSS list serve (emergency notification) subscriber / Connect Ed telephone subscriber
  - Visit the Clarksville-Montgomery County School District website: [www.cmcoss.net](http://www.cmcoss.net). Home page will provide information
  - Watch local television or listen to local radio stations
  - If all other options fail, contact the Clarksville-Montgomery County Schools Central Office.
- Please avoid calling the school number or your child on his or her cell phone
- Please do not encourage your child to call you from their cell phone

# Reunification

- Go to site designated by the school/district
- Bring a valid, government-issued ID
- Be patient, this process may take a while
- REMEMBER- students will only be released to a contact listed on their emergency card



A close-up, slightly blurred photograph of a person's hand holding a pen and writing on a document attached to a clipboard. The clipboard has a silver metal binding. The background is bright and out of focus. The word "Recovery" is written in a bold, italicized, black serif font, centered over the image.

***Recovery***

# Recovery

- Watch your child for changes in normal routine or behavior
  - Behavior problems
  - Social problems
  - Physical complaints
  - Problems with feelings
  - Academic problems
  - Family problems
  - Drug / alcohol abuse
  - Problems with thinking

A blurred background image showing a hand holding a pen and writing on a document. The text is overlaid on this image.

What's Our Next Step?

**Present this information at your next parent-teacher meeting along with ensuring that each parent receives a copy of the Parent Emergency Information.**